

MCV1-C458 RS232-RS485/ RS422 Converter



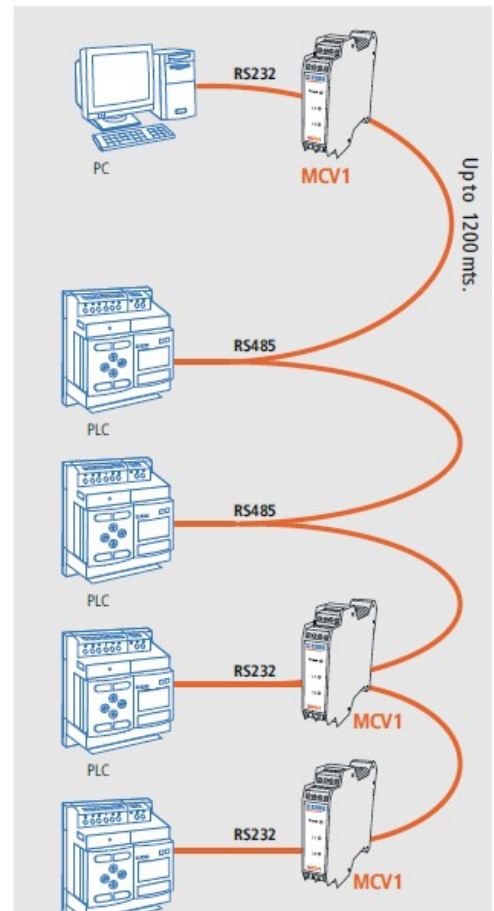
Converters of RS232 to RS485/RS422 for long distance communications and electrically noisy environments.

This converter has been design to communicate serially two or more equipments located one of another at long distances. It is good for industrial communication were there are electrical noisy enviroments thanks to their differential characteristic of the norm RS485/ RS422, their practical removable terminals and to their DIN rail assembly.

FEATURES

- Industrial case with assembly for DIN rail.
- Switching power source. Use with 9 to 26 Volts AC or 9 to 30 Volts DC.
- Leds indication for power and flow of information.
- Resistances of polarity included.
- Removable block terminals connectors.
- Baud rate up to 115200 bps.
- Up to 32 nodes.
- Protection against surges, in line RS485 and Rs422
- Maximum current of 300mA.

EXAMPLE



MCV1-C458

ESPECIFICATIONS

• Maximum amount of nodes:	32
• Maximum speed in Baud Rate:	115200
• Serial Ports:	RS232/485/422 in removable industrial terminal.
• Indicators:	Transmission Led, Reception Led And Power Led.
• Isolation against surge:	Port RS485 and RS422.
• Dimension:	112,4 x 22,5 x 92,4 mm (HxWxL)
• Weight:	0,140 kg
• Power:	9 a 26 Volts AC 9 a 30 Volts DC. 300mA max.
• Temperature:	Temperature of Operation: 5 a 65 °C Temperature of Storage: -40 a 75°C

APLICACIONES

- Points of Sale.
- Industrial Automation.
- General Applications for Data Acquisition.
- Systems of Security and Accesses Control.

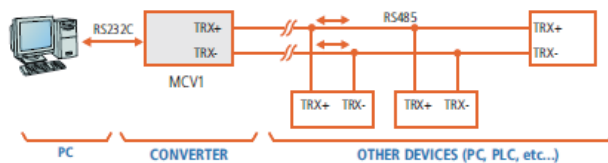
PART NUMBER

N°

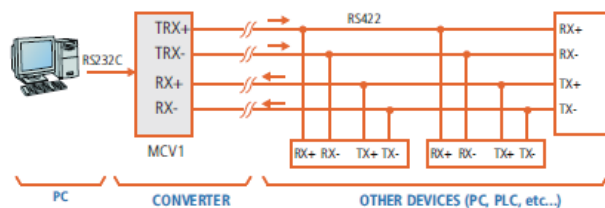
MCV1-C485-IA-IS

CONNECTIONS

HALF DUPLEX (Bidirectional with 2 wires)



FULL DUPLEX (Bidirectional with 4 wires)



AM CONSULTING Serv SRL

Fax:021490 43 66; Tel:0733 938 978

www.amcs.ro; www.skytrack.ro

email: amcs@amcs.ro